

Draft Revenue and Capital Budget 2022/23



Foreword from Lezley Picton, Leader of Shropshire Council	Page 2 - 6
Budget Summary:	
Revenue Summary	8
Portfolio Holder Summary	9
Subjective Analysis	10
Financial Strategy Summary	12 - 13
Detailed Budgets by Service Area:	
Corporate and Strategic Management Board	15
Health & Wellbeing	16
People	17 - 18
Place	19 - 20
Resources	21
Appendices	
1 Savings	23 - 27
2 Recharges	29 - 31
3 Government Grant Schedules	33 - 35
4 Reports schedule	37
5 Glossary	39 - 41
Housing Revenue Account	43
Capital Programme	
Capital Programme Summary	45 - 47
Capital Programme Detail by Scheme	48 - 57
Capital Funding of Programme	58 - 59


Foreword from Lezley Picton, Leader of Shropshire Council

Welcome to Shropshire Council's budget book for the 2022/23 financial year.

It is with immense pride that I have led Shropshire Council since May 2021. This last year did not turn out quite as we anticipated or hoped, and the continuing impact of the Coronavirus Pandemic left its mark on many aspects of the Council in 2021/22.

Let's not forget that Shropshire is a great place to visit, to work and to do business. I see Shropshire Council at the heart of the County, working to create better opportunities for our people and our communities. Our Council is something we should be proud of, but that is not something I will take for granted. We face a difficult financial future and must 'cut our cloth' accordingly and a sustainable future for Shropshire Council is not something we can achieve overnight. Nevertheless, achieving a fair share of Government Funding for Shropshire is something that drives me. Without this, we will continue to face difficult decisions and we will have to accept that what we *want* to achieve and what we *need* to achieve are two different things, with our focus by necessity shifted towards the latter.

Our outlook for 2022/23 and beyond is somewhat limited given the announcements made by Government. We had hoped for the implementation of a new Fair Funding formula for local government which we believe would go some way towards compensating Shropshire for the inequitable share of national funding we have received for many years. Fair funding has been delayed, however, until at least 2023/24 and quite possibly later. We had expected, instead, a three-year settlement which would, at least, provide some certainty through to 2024/25. Instead, a single year announcement was made, incorporating cash flat or a marginally increased continuation of one-off grants for another year. A new unringfenced 'Services' Grant was added for one year only and with an option to levy a 2% precept on Council Tax for Adult Social Care pressures, it was possible to plan for a 3.99% increase in Council Tax overall to help reduce the impact of our funding position.




What the announcements did not deal with, was the £50m structural deficit we as a Council have had to carry for three years. With careful use of funding provided to manage the impact of the pandemic, other one off funds and by depleting our available reserves (held for purposes that we have now had to cancel), we have been able to set a legal budget each year, masking the deficit in our funding. We have not been able to make any significant choices over this time, not able to finance what we want to do; instead our focus has been on spreading our resources as thinly as we can so that we can provide the services our people need. We have become very adept at doing a lot with a little, but this is not how it should be, and it is intrinsically unfair that the people of Shropshire receive significantly less funding per head from government for all of its services in comparison to the national average.

The years ahead continue to provide challenges for the Council. Our population is aging faster than the national average with needs growing ever more complex as time goes on, yet we understand our duty to provide the best care that we can afford for the people of Shropshire. Demographic demands in Children's Services have seen a step change in costs over the last few years, exaggerated since 2020, and safeguarding our younger population has proved difficult to manage financially since 2017/18. Costs continue to grow in this area and this growth has been funded by reductions elsewhere in the Council's budget. We manage these significant financial pressures in the knowledge that we provide low cost services compared to other authorities while maintaining high standards of delivery.

Given the environment we currently operate within, it is of no surprise that our financial plan does not provide a balanced and sustainable budget for the long-term future. The underlying narrative has not altered for several years, year on year, the taxpayers of Shropshire are required to fund a greater amount and a greater proportion of the resources the Council needs to operate. In 2015/16 the Council set a net budget of £216m of which 55% (£119m) was funded by local Council Tax. Between 2015/16 and 2022/23 the amount raised by Council tax rose by over £61m raising £180m. The Council's net budget, however, has risen by just £8m over this time and stands at £224m in 2022/23. As a result, Council Tax increases have not increased the amount the Council can spend in real terms; instead, a net budget that has not kept pace with inflation is now funded at almost 80% by the local taxpayer. The figures in this Budget Book show that this trend is set to continue.

In Shropshire the most elderly of our population is growing at a rate 30% higher than the national average, creating a huge pressure on social care services; we have a wide geography over which to deliver all of our services; we have a huge road network to maintain, and the demands we have to manage derive from a sparsely distributed and sometimes remote population. At the same time, we deliver some of the lowest cost council services in the country, we have a thriving business community, good employment levels and we have good quality housing. Unfortunately, in terms of the Council's finances, the clear majority of our businesses pay little or no business rates (we estimate that of around 12,000 registered business in



Shropshire the largest 100, or less than 1%, pay around 30% of the business rates we collect). More importantly, the demands and pressures on our services cause growth in costs which have no correlation whatsoever with our ability to raise funds locally. We simply cannot raise enough funds, at the accelerating rate we need to, through Business Rates and Council Tax to fund the services we need to provide locally. This leaves us with a stark choice; we cut services to meet our expected funding envelope, or we find new innovative ways to work and the means to raise more income.

We are continuing to lobby Government hard to ensure that 'Fair Funding' achieves what it was set up to do i.e. deliver a redistribution of funds to match needs, not the ability to raise funds. I have continued to lobby government, along with our local MPs, pressing for a fairer settlement for Shropshire in the longer term. This also means getting a fair share for local government as a whole – there's little point in Shropshire receiving a fairer share of the pot, if the pot just isn't big enough to start with.


The government publishes Core Spending Power calculations for every local authority in the country. In Shropshire, the core spending power is below the national average across England. If the new fair funding mechanism did nothing more than provide Shropshire with national average funding, we estimated we would be better off financially by around £30m each and every year. While that amount of funding would not quite be enough to solve our estimated structural funding gap, it would go a long way.

The Budget Book for 2022/23 provides details of how and where we will spend money over the next twelve months, turning our priorities and into the reality of spending plans on a service-by-service basis.

As you will see from the Capital Programme section of this book, we are planning to invest £125 million into local projects in 2022/23. The capital programme remains priority led, reflecting the need for growth in the Shropshire economy, investment in infrastructure and roads, investment in schools and children's residential provision and investment in regeneration. The Capital Programme is driven by the Council's Capital Strategy. The Capital Strategy 2022/23 to 2026/27 outlines proposals to invest almost £279 million in Shropshire over the next five years.

In 2021-22, we have continued to invest in the structural maintenance of roads, bridges and structures, street lighting and the Integrated Transport Plan through utilisation of the Department for Transport's Highways Maintenance funding.

Funding secured from The Marches Local Enterprise Partnership (LEP) and developer contributions have been utilised for the Shrewsbury Integrated Transport Package, which will deliver long term economic benefits and sustainable growth for



Shrewsbury and the surrounding area, and the Oxon Relief Road Project. Design and planning of the North West Relief Road (NWRR) has continued, for which significant government grant funding has been secured to assist with the financing of the project.

In Oswestry, work has completed on the Mile End Roundabout and Oswestry Innovation Park Enabling Scheme to facilitate both housing and employment growth in the area with significant funding secured from Homes England and LEP being utilised towards the cost.

Developer contributions are funding a series of Road and Pedestrian Improvement Projects around Shifnal Town Centre to align housing growth in the area with improved network facilities and public realm, with the project commencing in 2021/22 and completion set for 2022/23.

Funding was secured from the Highway Maintenance Challenge Fund in 2021/22 to deliver flood risk highway improvements in four key areas of Shropshire, Albrighton, Clun, Shifnal and Much Wenlock. Development of the schemes has commenced in 2021/22 and will continue until 2023/24


The Broadband Project continues to deliver improved connectivity to Shropshire, working alongside BDUK to develop innovative ways of delivering Superfast Broadband to homes and businesses across Shropshire.

There has been investment in physical assets through the Council's Corporate Landlord function, incorporating projects which will contribute to the delivery of the Council's Climate Strategy and vision to become carbon net neutral by 2030.

The Council's commitment to invest in regeneration schemes has continued; the Whitchurch Medical Practice now progressing in association with Wrekin Housing Group and with funding from NHS England contributing to the financing of the project.

Disabled Facilities grants continue to be utilised to improve access to homes, rooms, and facilities for Shropshire residents with disabilities and Council investment in Adult Social Care has facilitated a planned project of delivering assisted living accommodation at Greenacres Farm.

School improvement schemes have continued throughout the year utilising Condition Capital, Basic Need Capital, and Devolved Formula Capital funding from the Department for Education (DfE) and the Council continues to invest in School Future Place Planning to meet the increasing demand for school places in the county, utilising developer contributions towards the cost. Improvements to school connectivity in the digital age continue to be implemented through the DfE Full Fibre and Connect the



Classroom grants. The Council is also continuing to invest in the provision of in-house Children's Residential Care Homes to generate savings in relation to the purchase of out of county care.

The Major Repairs Programme and New Build Programme have continued in relation to the Council's retained housing stock through the Council's Arms-Length Management Organisation, Shropshire Towns & Rural Housing (ST&RH).

We are looking at investment opportunities for the future, and we are not averse to internal and external borrowing to fund these should the right opportunities arise. The Capital Strategy is developed around these themes and in the coming years we will see a shift from funding schemes that result in a drain on the budget to proposals that deliver efficiencies and financial returns, reducing our costs not increasing them. Our Treasury and Investment Strategies work together to place a framework around this approach.

In the meantime, the financial implications of our plans for 2022/23 are set out in this budget book. I would like to take this opportunity to offer my thanks to all the officers across the Council who work extremely hard to control and manage our high-quality services and our very complex finances – something that increases in importance with every passing year.

Lezley Picton
Leader of Shropshire Council

Budget Summary



Revenue Summary

2021/22 Revised		Budget 2022/23									
		Gross Expenditure					Gross Income			Net Budget Requirement	
		Third Party & Transfer Payments	Other Controllable expenditure	Internal Recharges	Non Controllable costs	Total Expenditure	Government Grants	Service Income	Total Income		
Budget	Service Area	Staff									
£		£	£	£	£	£	£	£	£	£	£
-50,195,940	Corporate Budgets	1,909,670	11,247,884	-2,509,910	3,924,930	-7,771,000	6,801,574	-59,104,080	-2,616,484	-61,720,564	-54,918,990
3,274,940	Health and Wellbeing	4,569,470	8,862,500	318,650	2,682,100	241,520	16,674,240	-12,642,070	-582,680	-13,224,750	3,449,490
186,266,660	People	60,045,960	270,328,660	23,198,180	9,855,630	4,781,310	368,209,740	-115,925,200	-53,475,210	-169,400,410	198,809,330
68,236,300	Place	40,819,310	21,792,460	63,026,000	10,207,020	2,353,880	138,198,670	-5,027,380	-62,237,190	-67,264,570	70,934,100
1,069,130	Resources	26,028,120	61,222,560	5,966,690	8,129,090	389,350	101,735,810	-58,061,720	-37,346,550	-95,408,270	6,327,540
-4,280	Strategic Management Board	808,450	0	-75,020	253,460	4,940	991,830	0	-977,000	-977,000	14,830
208,646,810	Sub Total	134,180,980	373,454,064	89,924,590	35,052,230	0	632,611,864	-250,760,450	-157,235,114	-407,995,564	224,616,300
0	Less recharges*				-35,052,230		-35,052,230		35,052,230	35,052,230	0
208,646,810	Net Budget	134,180,980	373,454,064	89,924,590	0	0	597,559,634	-250,760,450	-122,182,884	-372,943,334	224,616,300
-6,253,140	Revenue Support Grant										-6,450,400
-10,031,260	Top Up Grant										-10,031,260
-43,073,213	Business Rates										-36,843,700
21,382,985	Collection Fund (Surplus)/Deficit										8,994,360
170,672,186	Council Tax Requirement										180,285,304
1,501.22	Council Tax (Band D)										1,561.11
14,091,000	General Fund Balances (Opening)										9,745,000
93,658,000	Earmarked Reserves (Opening) ^										68,318,000
107,749,000	Total Balances Held										78,063,000

* Recharges have been excluded from the Council's expenditure and income budget to ensure that the cost of these services and the recharged cost for these services are no longer both reflected in the gross budget.

^ Earmarked Reserves include schools delegated balances (£5.995m in 2021/22)

Portfolio Holder Summary

2021/22 Revised		Budget 2022/23									
		Gross Expenditure					Gross Income				
		Staff	Third Party & Transfer Payments	Other Controllable expenditure	Internal Recharges	Non Controllable costs	Total Expenditure	Government Grants	Service Income	Total Income	Net Budget Requirement
Budget £	Portfolios	£	£	£	£	£	£	£	£	£	£
5,479,100	Economic Growth, Regeneration and Planning	9,905,410	448,850	1,357,700	1,669,860	602,950	13,984,770	-99,170	-7,831,750	-7,930,920	6,053,850
-9,480	Policy and Strategy, Improvement and Communications	1,698,690	0	-121,760	305,620	31,570	1,914,120	0	-1,892,940	-1,892,940	21,180
125,076,050	Adult Social Care and Public Health	35,138,560	146,443,240	4,047,180	7,118,640	1,993,520	194,741,140	-17,214,070	-47,111,710	-64,325,780	130,415,360
64,465,550	Children and Education	29,476,870	132,747,920	19,469,650	5,419,090	3,029,310	190,142,840	-111,353,200	-6,946,180	-118,299,380	71,843,460
32,776,310	Climate Change, Natural Assets and the Green Economy	888,980	0	38,547,790	440,510	54,090	39,931,370	-4,292,540	-1,381,430	-5,673,970	34,257,400
19,492,120	Communities, Culture, Leisure and Tourism, Transport	11,111,670	13,966,850	6,659,180	5,751,690	710,180	38,199,570	-635,670	-17,236,230	-17,871,900	20,327,670
-2,146,680	Digital, Technology and Data and Insight	7,305,570	0	2,444,990	2,185,110	49,440	11,985,110	0	-11,374,090	-11,374,090	611,020
10,317,630	Physical Infrastructure	18,776,600	7,376,760	16,469,720	2,313,960	978,340	45,915,380	0	-35,787,780	-35,787,780	10,127,600
-46,803,790	Finance and Corporate Resources	19,878,630	72,470,444	1,050,140	9,847,750	-7,449,400	95,797,564	-117,165,800	-27,673,004	-144,838,804	-49,041,240
208,646,810	Sub Total	134,180,980	373,454,064	89,924,590	35,052,230	0	632,611,864	-250,760,450	-157,235,114	-407,995,564	224,616,300
0	Less recharges				-35,052,230		-35,052,230		35,052,230	35,052,230	0
208,646,810	Total Portfolio Budgets	134,180,980	373,454,064	89,924,590	0	0	597,559,634	-250,760,450	-122,182,884	-372,943,334	224,616,300

Portfolio

Economic Growth, Regeneration and Planning
 Policy and Strategy, Improvement and Communications
 Adult Social Care and Public Health
 Children and Education
 Climate Change, Natural Assets and the Green Economy
 Communities, Culture, Leisure and Tourism, Transport
 Digital, Technology and Data and Insight
 Physical Infrastructure
 Finance and Corporate Resources

Portfolio Holder

CIr Ed Potter
 CIr Lezley Picton
 CIr Simon Jones
 CIr Kirstie Hurst-Knight
 CIr Ian Nellins
 CIr Cecilia Motley
 CIr Rob Gittins
 CIr Dean Carroll
 CIr Gwilym Butler

Subjective Analysis

Service Area	Budget 2022/23														
	Employees	Premises	Transport	Supplies & Services	Third Party Payments	Transfer Payments	Internal Recharges	Non Controllable costs	Total Expenditure	Government Grants	Other Grants and Contributions	Other Income incl Fees & Charges	Internal Recharges	Total Income	Net Budget Requirement
	£	£	£	£	£	£	£	£	£	£	£	£	£	£	£
Corporate Budgets	1,909,670	1,550	0	-2,511,460	11,247,884	0	3,924,930	-7,771,000	6,801,574	-59,104,080	-1,143,160	-1,300,704	-172,620	-61,720,564	-54,918,990
Health and Wellbeing	4,569,470	3,800	82,080	232,770	8,862,500	0	2,682,100	241,520	16,674,240	-12,642,070	-300,840	-270,840	-11,000	-13,224,750	3,449,490
People	60,045,960	1,254,730	14,989,560	6,953,890	221,867,950	48,460,710	9,855,630	4,781,310	368,209,740	-115,925,200	-23,680,180	-29,113,060	-681,970	-169,400,410	198,809,330
Place	40,819,310	13,822,110	3,690,380	45,513,510	21,792,460	0	10,207,020	2,353,880	138,198,670	-5,027,380	-2,982,200	-46,002,830	-13,252,160	-67,264,570	70,934,100
Resources	26,028,120	52,850	101,510	5,812,330	68,760	61,153,800	8,129,090	389,350	101,735,810	-58,061,720	-2,678,760	-5,605,870	-29,061,920	-95,408,270	6,327,540
Strategic Management Board	808,450	0	1,680	-76,700	0	0	253,460	4,940	991,830	0	0	0	-977,000	-977,000	14,830
Sub Total	134,180,980	15,135,040	18,865,210	55,924,340	263,839,554	109,614,510	35,052,230	0	632,611,864	-250,760,450	-30,785,140	-82,293,304	-44,156,670	-407,995,564	224,616,300
Less recharges							-35,052,230		-35,052,230				35,052,230	35,052,230	0
Net Budget	134,180,980	15,135,040	18,865,210	55,924,340	263,839,554	109,614,510	0	0	597,559,634	-250,760,450	-30,785,140	-82,293,304	-9,104,440	-372,943,334	224,616,300

Financial Strategy Summary



Financial Strategy Summary

The Final Council Financial Strategy presented to Council 24 February 2022 provides the latest projections on the Council's Resource and Expenditure projections for the period 2022/23 and the initial projections for 2023/24 to 2026/27. The following table provides a summary.

Table 1: Resource and Expenditure Projections 2022-2027

	2022/23 £'000	2023/24 £'000	2024/25 £'000	2025/26 £'000	2026/27 £'000
Resources	597,560	553,984	562,726	577,177	590,416
Expenditure	656,497	619,313	629,407	640,780	646,878
Funding Gap (2022/23 includes one off COVID-19 Collection Fund Deficit)	-58,937	-65,329	-66,681	-63,603	-56,462
Year on Year Increase		-6,392	-1,352	3,078	7,141

The Resource Projections are based on the Final Local Government Finance Settlement received on 7 February 2022 and estimates of Local Business Rates retained locally. Council Tax will increase in 2022/23 by 1.99% and a further 2.00% relating to an Adults Services Precept.

The expenditure projections reflect the latest assumptions for inflationary growth including pay and prices. These also include demand and demographic growth and budgetary pressures for Adult Services and Children's Safeguarding. Both of these services are experiencing significant increases in growth and it is projected to continue to rise over the 5 year period.

The Council has agreed to use one off grants, and reserves to close and fully fund the funding gap in 2022/23. There is a still a significant amount of uncertainty around the 2023/24 financial year due to the possible introduction of 75% business rates retention in that year alongside the fair funding review. Therefore until further clarity is available from the Government regarding the detail of these proposals and the Council can evaluate the impact on the resources projected, it is not possible to formulate long term plans to ensure a sustainable future for the Council.

The table below details how the total £58.937m will be funded in 2022/23.

Table 2: Funding Gap and Savings for 2022/23

	£'000	£'000
Funding Gap:		
2022/23 Funding Gap	58,937	
Total Funding Gap		58,937
One off Funding:		
Rural Services Delivery Grant – One Off	-6,941	
Social Care Grant - One Off	-12,620	
Improved Better Care Funding	-11,863	
Services Grant - One Off	-3,521	
Lower Tier Services Grant	-397	
Market Sustainability and Fair Cost Fund	-941	
S.31 Business Rates Additional Relief Grants for COVID	-12,761	
Review of Earmarked Reserves	-6,878	
Financial Strategy Reserve – to provide for 2022/23	-7,043	
Contribution to General Fund Balance	4,028	
Total Savings/Funding		58,937



Shropshire
Council

Detailed Budgets by Service Area



Corporate and Strategic Management Board

		Budget 2022/23									
2021/22 Revised Budget £	Service Area	Gross Expenditure					Gross Income			Net Budget Requirement £	
		Staff £	Third Party & Transfer Payments £	Other Controllable expenditure £	Internal Recharges £	Non Controllable costs £	Total Expenditure £	Government Grants £	Service Income £		Total Income £
Corporate Budgets											
4,656,220	Corporate & Democratic Core	0	0	172,620	3,583,800	0	3,756,420	0	-172,620	-172,620	3,583,800
166,240	Corporate Subscriptions	0	0	169,160	1,770	0	170,930	0	0	0	170,930
8,359,580	Non Distributable Costs	1,720,490	0	2,970	88,320	493,000	2,304,780	0	-239,210	-239,210	2,065,570
-78,957,360	Other Corporate Budgets	184,870	0	-10,900,410	238,540	-8,264,000	-18,741,000	-57,581,430	0	-57,581,430	-76,322,430
1,925,840	QICS PFI Unitary Charge	0	1,083,380	2,411,770	6,360	0	3,501,510	-1,522,650	0	-1,522,650	1,978,860
13,653,540	Treasury Management	4,310	10,164,504	5,633,980	6,140	0	15,808,934	0	-2,204,654	-2,204,654	13,604,280
-50,195,940	Net Budget for Corporate	1,909,670	11,247,884	-2,509,910	3,924,930	-7,771,000	6,801,574	-59,104,080	-2,616,484	-61,720,564	-54,918,990
Strategic Management Board											
-4,280	Chief Executive & PAs	726,130	0	2,290	248,440	0	976,860	0	-977,000	-977,000	-140
0	Programme Management	82,320	0	-77,310	5,020	4,940	14,970	0	0	0	14,970
-4,280	Net Budget for Strategic Management Board	808,450	0	-75,020	253,460	4,940	991,830	0	-977,000	-977,000	14,830

Health & Wellbeing

		Budget 2022/23									
2021/22 Revised Budget £	Service Area	Staff £	Gross Expenditure				Gross Income			Net Budget Requirement £	
			Third Party & Transfer Payments £	Other Controllable expenditure £	Internal Recharges £	Non Controllable costs £	Total Expenditure £	Government Grants £	Service Income £		Total Income £
Public Health - Non-Ringfenced											
126,910	Children & Young People’s Public Health	172,490	0	9,270	-43,610	10,530	148,680	0	-2,840	-2,840	145,840
19,390	Community Safety	0	197,000	0	-184,770	0	12,230	0	0	0	12,230
910	Health Watch	0	162,000	0	1,610	0	163,610	-162,000	0	-162,000	1,610
2,946,730	Regulatory Services	2,984,250	0	155,170	52,710	181,100	3,373,230	0	-284,500	-284,500	3,088,730
126,820	Shropshire Partnership	183,380	0	4,430	5,960	9,970	203,740	0	-60,310	-60,310	143,430
9,320	Substance Misuse	0	0	0	17,730	0	17,730	0	0	0	17,730
3,230,080	Total Public Health - Non-Ringfenced	3,340,120	359,000	168,870	-150,370	201,600	3,919,220	-162,000	-347,650	-509,650	3,409,570
Public Health - Ringfenced											
79,280	Health Intelligence	50,950	0	2,130	9,360	0	62,440	0	0	0	62,440
730,420	Help to Change	380,230	166,030	179,450	78,610	18,020	822,340	0	-85,030	-85,030	737,310
583,180	Public Health Children & Young People	0	4,108,740	11,660	5,220	0	4,125,620	-3,544,710	0	-3,544,710	580,910
-5,472,290	Public Health General Management	721,390	34,000	-63,700	2,702,510	17,200	3,411,400	-8,881,360	0	-8,881,360	-5,469,960
1,293,090	Sexual Health	0	1,275,840	3,450	14,670	0	1,293,960	0	0	0	1,293,960
2,831,180	Substance Misuse	76,780	2,918,890	16,790	22,100	4,700	3,039,260	-54,000	-150,000	-204,000	2,835,260
44,860	Total Public Health - Ringfenced	1,229,350	8,503,500	149,780	2,832,470	39,920	12,755,020	-12,480,070	-235,030	-12,715,100	39,920
3,274,940	Net Budget for Health & Wellbeing	4,569,470	8,862,500	318,650	2,682,100	241,520	16,674,240	-12,642,070	-582,680	-13,224,750	3,449,490

People

2021/22 Revised		Budget 2022/23								
		Service Area	Staff	Gross Expenditure			Total Expenditure	Gross Income		
				Third Party & Transfer Payments	Other Controllable expenditure	Internal Recharges		Government Grants	Service Income	Net Budget Requirement
Budget			£	£	£	£	£	£	£	£
People Directorate Management										
3,217,500	People Directorate Management		824,910	0	-10,720	2,244,090	37,830	0	-65,810	3,030,300
3,217,500	Total People Directorate Management		824,910	0	-10,720	2,244,090	37,830	0	-65,810	3,030,300
Adult Social Care Management										
874,570	Adult Social Care Management		835,920	0	4,870	40,580	50,340	0	0	931,710
874,570	Total Adult Social Care Management		835,920	0	4,870	40,580	50,340	0	0	931,710
Adult Social Care Business Support & Development										
2,444,200	Adult Social Care Business Support		2,027,620	0	182,820	344,890	111,620	-38,280	-135,870	2,492,800
407,030	Adult Social Care Training		473,770	0	105,960	54,320	29,080	0	-270,410	392,720
483,350	Enable		3,541,700	0	73,030	300,840	205,830	0	-3,501,330	620,070
363,010	Professional Development Unit		469,720	0	26,100	19,450	30,340	-18,010	-15,000	512,600
53,330	Projects		400,810	0	148,730	6,270	24,330	-27,030	-474,650	78,460
3,750,920	Total Adult Social Care Business Support & Development		6,913,620	0	536,640	725,770	401,200	-83,320	-4,397,260	4,096,650
Adult Social Care Operations - Community										
264,040	Care Management - Assistive Equipment & Technology		28,340	0	233,970	13,680	1,840	0	-20,420	257,410
6,266,250	Care Management - Social Work Teams		6,555,990	56,550	231,640	679,990	387,210	-235,890	-1,328,560	6,346,930
1,532,440	Care Management - Transport		564,530	0	950,750	17,720	15,830	-141,660	-39,210	1,367,960
88,870,550	Social Care Community Purchasing		0	122,398,960	-2,892,980	190,260	0	-1,677,090	-26,913,280	91,105,870
51,940	Supported Living Properties		0	0	27,270	76,070	0	0	-1,520	101,820
96,985,220	Total Adult Social Care Operations - Community		7,148,860	122,455,510	-1,449,350	977,720	404,880	-2,054,640	-28,302,990	99,179,990
Adult Social Care Operations - Hospital Interface										
320,610	Hospital Interface Social Work Teams		3,378,780	25,400	43,710	204,270	191,110	-860,120	-2,578,360	404,790
861,580	Social Care Hospital Interface Purchasing		0	1,559,700	0	22,820	0	0	-1,188,280	394,240
1,182,190	Total Adult Social Care Operations - Hospital Interface		3,378,780	1,585,100	43,710	227,090	191,110	-860,120	-3,766,640	799,030
Adult Social Care Operations -Mental Health										
45,660	Mental Health Property		0	0	0	43,480	0	0	0	43,480
2,568,220	Mental Health Social Work Teams		2,723,310	0	65,130	185,200	161,930	-366,740	-51,440	2,717,390
6,455,320	Social Care Mental Health Purchasing		0	9,569,980	0	11,830	0	0	-1,721,700	7,860,110
9,069,200	Total Adult Social Care Operations -Mental Health		2,723,310	9,569,980	65,130	240,510	161,930	-366,740	-1,773,140	10,620,980
Adult Social Care Provider Services										
8,270	External Providers		0	1,745,810	167,300	14,790	0	0	-1,915,580	12,320
2,159,620	Internal Providers - Day Services		1,949,270	600	233,660	429,110	121,740	0	-299,470	2,434,910
481,570	Internal Providers - Domiciliary Services		2,291,710	0	-38,070	241,260	139,070	-362,300	-1,759,230	512,440
896,790	Internal Providers - Nursing Services		1,739,610	0	212,030	113,130	97,480	0	-1,277,320	884,930
3,546,250	Total Adult Social Care Provider Services		5,980,590	1,746,410	574,920	798,290	358,290	-362,300	-5,251,600	3,844,600

		Budget 2022/23									
2021/22 Revised Budget £	Service Area	Gross Expenditure					Gross Income				Net Budget Requirement £
		Staff £	Third Party & Transfer Payments £	Other Controllable expenditure £	Internal Recharges £	Non Controllable costs £	Total Expenditure £	Government Grants £	Service Income £	Total Income £	
Children's Early Help, Partnerships and Commissioning											
1,264,470	Early Help Family Hubs	1,651,300	0	108,420	-264,530	103,090	1,598,280	0	0	0	1,598,280
889,190	Early Help General	1,012,990	1,090,160	145,910	-26,540	55,250	2,277,770	-806,600	-501,180	-1,307,780	969,990
132,310	Early Help Management	251,770	0	370	21,500	10,950	284,590	0	0	0	284,590
313,380	Locally Commissioned Youth Activities	378,960	60,000	-37,710	-32,570	26,550	395,230	0	0	0	395,230
2,599,350	Total Children's Early Help, Partnerships and Commissioning	3,295,020	1,150,160	216,990	-302,140	195,840	4,555,870	-806,600	-501,180	-1,307,780	3,248,090
Children's Social Care and Safeguarding											
3,965,720	Children's Case Management	2,234,620	136,000	657,740	1,662,610	128,190	4,819,160	0	0	0	4,819,160
1,415,880	Children's Social Care and Safeguarding Management	1,071,160	0	3,830	563,420	47,390	1,685,800	0	0	0	1,685,800
2,012,790	Compass & Assessment	1,823,110	2,560	64,140	190,440	111,750	2,192,000	0	-15,000	-15,000	2,177,000
2,435,190	Disabled Children's Team	798,400	2,227,010	55,070	-226,930	44,120	2,897,670	0	0	0	2,897,670
1,000,700	Looked After Children (LAC) - Leaving Care Team (18 +)	561,650	419,060	122,500	61,220	34,870	1,199,300	-137,560	0	-137,560	1,061,740
2,405,750	Looked After Children (LAC) Service	2,005,380	422,470	101,040	135,180	107,410	2,771,480	-247,050	0	-247,050	2,524,430
1,463,640	Placements: Adoption Service	1,151,280	785,650	519,930	127,200	86,850	2,670,910	-342,000	-767,850	-1,109,850	1,561,060
9,076,450	Placements: Foster Care	0	10,144,330	2,197,260	43,200	0	12,384,790	-61,330	0	-61,330	12,323,460
1,783,960	Placements: Placement Staffing	1,662,360	1,500	48,890	176,920	160,630	2,050,300	0	-51,110	-51,110	1,999,190
15,510,460	Placements: Residential Placements	2,845,380	13,814,760	295,670	313,820	174,720	17,444,350	-19,830	-1,580,830	-1,600,660	15,843,690
1,765,940	Quality & Assurance: Learning & Development	1,483,090	0	168,320	178,110	87,300	1,916,820	-29,000	0	-29,000	1,887,820
138,120	Shropshire's Safeguarding Children Board	403,510	25,590	38,130	27,310	19,780	514,320	0	-207,520	-207,520	306,800
42,974,600	Total Children's Social Care and Safeguarding	16,039,940	27,978,930	4,272,520	3,252,500	1,003,010	52,546,900	-836,770	-2,622,310	-3,459,080	49,087,820
Housing Services											
862,920	Housing Options	1,861,190	65,000	3,797,600	-318,650	90,470	5,495,610	-844,880	-2,653,420	-3,498,300	1,997,310
-62,780	Housing Property	0	0	0	-58,000	0	-58,000	0	0	0	-58,000
346,730	Housing Services Management	257,170	0	1,030	71,280	17,830	347,310	0	-400	-400	346,910
2,028,390	Independent Living	644,740	2,158,740	164,700	-512,140	38,120	2,494,160	0	-317,770	-317,770	2,176,390
3,175,260	Total Housing Services	2,763,100	2,223,740	3,963,330	-817,510	146,420	8,279,080	-844,880	-2,971,590	-3,816,470	4,462,610
Learning & Skills											
42,170	Early Years	361,160	16,422,500	0	79,630	0	16,863,290	-16,808,660	0	-16,808,660	54,630
139,210	Education Improvement Service	489,410	0	4,280	-149,640	37,570	381,620	-169,490	-35,310	-204,800	176,820
489,600	Education Psychology Service	749,950	0	19,560	25,570	48,500	843,580	0	-304,040	-304,040	539,540
1,506,510	Education VER	3,247,080	0	21,880	-192,720	0	3,076,240	-756,330	-619,140	-1,375,470	1,700,770
28,730	Education Welfare Service	440,450	15,010	39,540	-216,390	27,980	306,590	0	-278,610	-278,610	27,980
12,703,490	Home to School Transport	806,070	0	12,880,850	52,450	0	13,739,370	-317,700	-338,960	-656,660	13,082,710
1,933,230	LA Non-Delegated Primary	45,070	0	15,660	578,410	1,385,360	2,024,500	0	0	0	2,024,500
114,900	LA Non-Delegated Secondary	14,490	0	2,400	47,510	57,060	121,460	0	0	0	121,460
78,120	LA Non-Delegated Special	0	0	410	101,990	54,380	156,780	0	0	0	156,780
874,390	Learning & Skills Business Support	1,127,470	1,267,840	477,320	778,780	100,260	3,751,670	-2,465,900	-584,480	-3,050,380	701,290
264,660	Looked After Children Education	215,980	766,270	8,620	-1,620	8,160	997,410	-790,270	0	-790,270	207,140
47,240	Non-Delegated Primary DSG	310,640	30,000	37,610	0	0	378,250	-363,470	-14,780	-378,250	0
0	Non-Delegated Secondary DSG	0	0	37,600	1,370	0	38,970	-37,600	0	-37,600	1,370
7,500	Shropshire Music Service	837,220	10,000	163,090	6,150	7,190	1,023,650	0	-1,016,460	-1,016,460	7,190
661,850	Special Educational Needs & Disability	1,496,920	21,278,680	1,271,320	797,860	104,000	24,948,780	-23,612,500	-630,910	-24,243,410	705,370
18,891,600	Total Learning & Skills	10,141,910	39,790,300	14,980,140	1,909,350	1,830,460	68,652,160	-45,321,920	-3,822,690	-49,144,610	19,507,550
0 Schools		0	63,828,530	0	559,380	0	64,387,910	-64,387,910	0	-64,387,910	0
186,266,660 Net Budget for Adult Services		60,045,960	270,328,660	23,198,180	9,855,630	4,781,310	368,209,740	-115,925,200	-53,475,210	-169,400,410	198,809,330

Place

2021/22 Revised Budget £	Service Area	Budget 2022/23						Gross Income			Net Budget Requirement £
		Staff £	Third Party & Transfer Payments £	Other Controllable expenditure £	Internal Recharges £	Non Controllable costs £	Total Expenditure £	Government Grants £	Service Income £	Total Income £	
Director of Place											
838,780	Director of Place	340,350	0	28,630	326,130	11,310	706,420	0	0	0	706,420
838,780	Total Director of Place	340,350	0	28,630	326,130	11,310	706,420	0	0	0	706,420
Commercial Services											
185,570	Assistant Director Commercial Services	138,190	0	960	22,860	8,260	170,270	0	0	0	170,270
1,042,520	Climate Change	324,120	0	196,640	6,250	19,690	546,700	0	0	0	546,700
170	Commercial Services Business Development	68,760	0	170	121,140	4,160	194,230	0	-60,220	-60,220	134,010
-879,180	Corporate Landlord - Economic Development	0	232,450	-909,750	338,980	0	-338,320	0	-1,424,540	-1,424,540	-1,762,860
4,640	Corporate Landlord - Environmental & Regulatory Serv	0	0	29,230	427,220	0	456,450	0	-449,030	-449,030	7,420
5,780	Corporate Landlord - Highways	0	0	366,180	-99,370	0	266,810	0	-260,720	-260,720	6,090
6,710	Corporate Landlord - Housing	0	0	30	86,090	0	86,120	0	-75,950	-75,950	10,170
266,800	Corporate Landlord - Admin Buildings	0	0	16,570	770,380	0	786,950	0	-2,683,390	-2,683,390	-1,896,440
0	Corporate Landlord - Adult Services	0	0	502,770	65,370	0	568,140	0	-568,140	-568,140	0
0	Corporate Landlord - Car Parks	0	0	1,336,370	-1,247,750	0	88,620	0	-88,620	-88,620	0
1,321,900	Corporate Landlord - Central Repairs & Maintenance	0	0	1,385,000	760	0	1,385,760	0	0	0	1,385,760
-17,830	Corporate Landlord - Children's Services	0	0	84,510	-46,760	0	37,750	0	0	0	37,750
3,900	Corporate Landlord - Leisure	0	0	153,980	-102,170	0	51,810	0	-43,000	-43,000	8,810
0	Corporate Landlord - Libraries	0	0	639,060	-585,930	0	53,130	0	-52,500	-52,500	630
62,060	Corporate Landlord - Mardol House & Tannery	125,000	383,160	1,095,360	170,560	0	1,774,080	0	-1,577,120	-1,577,120	196,960
30,350	Corporate Landlord - Museums & Culture	0	0	836,090	-764,200	0	71,890	0	-40,050	-40,050	31,840
131,260	Corporate Landlord - PFI Properties	0	0	272,240	130,340	0	402,580	0	-227,610	-227,610	174,970
0	Corporate Landlord - Public Health	0	0	64,660	2,230	0	66,890	0	-66,890	-66,890	0
-13,550	Corporate Landlord - Smallholdings	0	0	25,000	100,140	0	125,140	0	-159,190	-159,190	-34,050
0	Corporate Landlord - Traveller Sites	0	0	101,170	159,610	0	260,780	0	-260,780	-260,780	0
261,570	Corporate Landlord - Youth Centres & Community	0	0	176,150	197,320	0	373,470	0	-153,500	-153,500	219,970
153,200	Property & Development	2,111,160	22,350	-3,008,340	870,510	46,000	41,680	0	-2,148,540	-2,148,540	-2,106,860
-171,970	Property Services Group	2,271,350	0	77,780	367,810	0	2,716,940	0	-2,716,340	-2,716,340	600
429,100	Shire Services	9,002,650	0	6,549,890	12,270	684,600	16,249,410	0	-15,963,070	-15,963,070	286,340
2,823,000	Total Commercial Services	14,041,230	637,960	9,991,720	1,003,660	762,710	26,437,280	0	-29,019,200	-29,019,200	-2,581,920
Economy & Place											
263,660	Assistant Director Economy & Place	261,820	0	790	53,680	8,260	324,550	0	0	0	324,550
171,140	Broadband	136,650	0	-8,390	31,000	8,320	167,580	0	0	0	167,580
1,149,360	Economic Growth	1,451,080	20,000	69,850	252,280	94,770	1,887,980	0	-597,520	-597,520	1,290,460
837,910	Planning Policy	887,160	0	199,570	187,830	54,090	1,328,650	0	-400,000	-400,000	928,650
2,007,590	Planning Services	5,433,860	428,850	-39,760	916,110	325,770	7,064,830	-99,170	-5,118,470	-5,217,640	1,847,190
-121,530	Shrewsbury Shopping Centres (Commercial)	0	0	2,100,770	105,760	0	2,206,530	0	-2,441,060	-2,441,060	-234,530
512,770	Shrewsbury Shopping Centres (Development)	0	0	933,870	18,840	0	952,710	0	-297,580	-297,580	655,130
4,820,900	Total Economy & Place	8,170,570	448,850	3,256,700	1,565,500	491,210	13,932,830	-99,170	-8,854,630	-8,953,800	4,979,030

2021/22 Revised Budget Service Area		Budget 2022/23						Gross Income			Net Budget Requirement
		Gross Expenditure				Non Controllable costs	Total Expenditure	Government Grants	Service Income	Total Income	
		Third Party & Transfer Payments	Other Controllable expenditure	Internal Recharges							
£		£	£	£	£	£	£	£	£	£	£
Homes and Communities											
105,880 Assistant Director Homes and Communities	283,390	-121,640	0	29,410	17,030	208,190	0	-48,010	-48,010	160,180	
72,220 Arts	25,240	0	36,520	3,980	580	66,320	0	0	0	66,320	
-242,520 Bereavement Services	42,130	0	261,120	-392,520	4,160	-85,110	0	-128,370	-128,370	-213,480	
131,960 Culture & Heritage Manager	54,930	0	4,500	39,950	8,290	107,670	0	0	0	107,670	
246,420 Head of Culture, Leisure & Tourism	403,040	0	5,150	9,150	22,940	440,280	0	0	0	440,280	
49,940 Housing Development and HRA	384,340	0	0	20,550	23,250	428,140	0	-348,780	-348,780	79,360	
2,454,790 Leisure	872,020	911,010	816,840	362,650	47,180	3,009,700	0	-897,690	-897,690	2,112,010	
3,398,440 Libraries	1,853,800	181,120	203,520	1,176,120	113,590	3,528,150	0	-196,310	-196,310	3,331,840	
1,453,100 Museums & Archives	1,089,220	0	231,150	763,190	69,400	2,152,960	0	-716,550	-716,550	1,436,410	
1,177,250 Outdoor Partnerships	1,183,780	0	388,710	153,840	86,760	1,813,090	-43,220	-429,110	-472,330	1,340,760	
689,990 Registrars and Coroners	1,077,020	106,580	239,060	297,310	63,760	1,783,730	0	-1,181,960	-1,181,960	601,770	
40,300 Shropshire Hills AONB	344,580	0	844,850	29,430	22,570	1,241,430	-1,106,930	-82,500	-1,189,430	52,000	
140,440 Theatre Services	1,549,700	2,373,160	652,870	651,340	92,400	5,319,470	0	-5,401,560	-5,401,560	-82,090	
707,810 Trading Standards & Licensing	1,871,490	0	193,380	241,120	120,060	2,426,050	0	-1,418,180	-1,418,180	1,007,870	
10,426,020 Total Homes and Communities	11,034,680	3,450,230	3,877,670	3,385,520	691,970	22,440,070	-1,150,150	-10,849,020	-11,999,170	10,440,900	
Infrastructure											
224,570 Assistant Director Infrastructure	245,580	0	1,280	11,430	14,870	273,160	0	0	0	273,160	
-3,440,260 Environment and Transport (Parking)	86,080	130,380	722,810	1,671,040	3,060	2,613,370	0	-5,323,280	-5,323,280	-2,709,910	
6,712,730 Environment and Transport (Public Transport)	1,122,490	6,705,870	1,996,150	589,720	109,240	10,523,470	-512,450	-2,908,420	-3,420,870	7,102,600	
2,172,150 Environment and Transport (Strategic)	809,910	316,890	1,108,250	42,420	43,060	2,320,530	-80,000	0	-80,000	2,240,530	
3,580,750 Environment and Transport (Street Scene)	318,570	3,363,480	-36,100	27,960	17,420	3,691,330	0	-4,970	-4,970	3,686,360	
1,225,650 Highways (Bridges and Structures)	146,450	1,083,660	10,020	12,500	8,610	1,261,240	0	-3,780	-3,780	1,257,460	
1,799,250 Highways (Governance)	1,091,360	32,550	786,410	282,900	40,430	2,233,650	0	0	0	2,233,650	
7,294,610 Highways (Operations)	1,926,210	5,363,180	3,516,730	782,200	73,720	11,662,040	0	-150,710	-150,710	11,511,330	
-1,935,340 Highways (Streetworks)	1,265,550	259,410	259,430	101,210	74,440	1,960,040	0	-3,824,250	-3,824,250	-1,864,210	
31,693,490 Waste Management	220,280	0	37,506,300	404,830	11,830	38,143,240	-3,185,610	-1,298,930	-4,484,540	33,658,700	
49,327,600 Total Infrastructure	7,232,480	17,255,420	45,871,280	3,926,210	396,680	74,682,070	-3,778,060	-13,514,340	-17,292,400	57,389,670	
68,236,300 Net Budget for Place	40,819,310	21,792,460	63,026,000	10,207,020	2,353,880	138,198,670	-5,027,380	-62,237,190	-67,264,570	70,934,100	

Resources

2021/22 Revised Budget £	Service Area	Budget 2022/23						Gross Income				Net Budget Requirement £
		Staff £	Third Party & Transfer Payments £	Gross Expenditure		Non Controllable costs £	Total Expenditure £	Government Grants £	Service Income £	Total Income £		
				Other Controllable expenditure £	Internal Recharges £							
Resources Directorate Management												
0	Resources Directorate Management	375,140	0	0	0	10,870	386,010	0	-395,450	-395,450	-9,440	
0	Total Resources Directorate Management	375,140	0	0	0	10,870	386,010	0	-395,450	-395,450	-9,440	
Communications & Engagement												
-5,200	Communications & Engagement	890,240	0	-46,740	52,160	26,630	922,290	0	-915,940	-915,940	6,350	
23,300	Credit Union	68,050	0	0	3,960	4,160	76,170	0	-54,960	-54,960	21,210	
90,060	Customer Services	1,960,950	13,420	296,260	839,200	12,830	3,122,660	0	-2,828,880	-2,828,880	293,780	
327,020	Welfare & Reform	215,380	0	27,940	108,100	13,230	364,650	0	0	0	364,650	
435,180	Total Communications & Engagement	3,134,620	13,420	277,460	1,003,420	56,850	4,485,770	0	-3,799,780	-3,799,780	685,990	
Finance, Governance & Assurance												
149,040	Assistant Director of Finance, Governance and A	160,320	0	1,410	230,090	0	391,820	0	-325,860	-325,860	65,960	
-130	Audit Services	698,070	0	23,230	79,490	0	800,790	0	-800,780	-800,780	10	
68,800	Commissioning Development & Procurement	705,940	0	36,130	96,280	8,560	846,910	0	-682,680	-682,680	164,230	
78,220	Emergency Planning	122,250	0	19,650	-120,220	6,090	27,770	0	0	0	27,770	
-5,600	Finance	2,516,030	0	140,420	698,030	0	3,354,480	0	-3,354,410	-3,354,410	70	
-385,860	Housing Benefits	0	61,153,800	0	6,680	0	61,160,480	-57,046,780	-2,600,000	-59,646,780	1,513,700	
60,720	Pension Administration Services	935,500	0	319,850	123,490	57,140	1,435,980	0	-1,371,190	-1,371,190	64,790	
2,474,400	Revenues and Benefits Team	3,270,800	0	562,380	1,562,900	167,690	5,563,770	-1,014,940	-2,065,650	-3,080,590	2,483,180	
65,840	Risk Management and Insurance	339,150	0	-335,540	37,650	20,830	62,090	0	-77,610	-77,610	-15,520	
-64,890	Treasury Services	314,270	0	48,740	57,070	0	420,080	0	-420,090	-420,090	-10	
2,440,540	Total Finance, Governance & Assurance	9,062,330	61,153,800	816,270	2,771,460	260,310	74,064,170	-58,061,720	-11,698,270	-69,759,990	4,304,180	
Human Resources & Development												
-695,570	Human Resources Management	440	0	0	65,910	0	66,350	0	0	0	66,350	
-139,520	Human Resources Operations	2,862,660	0	221,660	1,322,820	0	4,407,140	0	-4,219,740	-4,219,740	187,400	
-29,380	Occupational Health & Safety	715,900	55,340	37,080	187,180	0	995,500	0	-995,480	-995,480	20	
89,400	Organisational Development	84,110	0	48,680	2,180	0	134,970	0	-139,970	-139,970	-5,000	
-775,070	Total Human Resources & Development	3,663,110	55,340	307,420	1,578,090	0	5,603,960	0	-5,355,190	-5,355,190	248,770	
Information, Intelligence & Insight												
-67,230	Information, Intelligence & Insight	814,530	0	25,750	201,940	0	1,042,220	0	-973,050	-973,050	69,170	
-67,230	Total Information, Intelligence & Insight	814,530	0	25,750	201,940	0	1,042,220	0	-973,050	-973,050	69,170	
Legal and Democratic Services												
-6,960	Democratic Services	248,060	0	1,358,810	141,430	0	1,748,300	0	-1,697,880	-1,697,880	50,420	
1,281,490	Elections	269,910	0	173,620	93,910	12,420	549,860	0	-11,360	-11,360	538,500	
-160	Information Governance and Scrutiny	175,910	0	5,170	16,320	7,780	205,180	0	-205,480	-205,480	-300	
11,930	Legal Services	1,930,120	0	574,560	370,350	0	2,875,030	0	-2,809,050	-2,809,050	65,980	
1,286,300	Total Legal and Democratic Services	2,624,000	0	2,112,160	622,010	20,200	5,378,370	0	-4,723,770	-4,723,770	654,600	
Technology												
-53,400	Technology Manager	138,450	0	11,310	489,240	0	639,000	0	-942,400	-942,400	-303,400	
-2,215,590	ICT Digital Transformation Project	853,720	0	-773,240	116,410	23,310	220,200	0	0	0	220,200	
-108,530	ICT Services	5,028,260	0	3,084,670	1,200,880	0	9,313,810	0	-9,364,640	-9,364,640	-50,830	
126,930	Print & Post Services	333,960	0	104,890	145,640	17,810	602,300	0	-94,000	-94,000	508,300	
-2,250,590	Total Technology	6,354,390	0	2,427,630	1,952,170	41,120	10,775,310	0	-10,401,040	-10,401,040	374,270	
1,069,130	Net Budget for Resources	26,028,120	61,222,560	5,966,690	8,129,090	389,350	101,735,810	-58,061,720	-37,346,550	-95,408,270	6,327,540	

Appendix 1

Savings





Summary

		Saving 2022/23 £000
People		2,520
Place		6,694
Resources		459
Council Wide		982
Total		10,655

People Savings

Proposal	2022/23 £000
Review Tuition Medical Behaviour Support Service requirements for transport with a view to reducing current high costs and securing better value for money	48
Transport review	130
Income generation within employment support	50
Review pre-placement framework	70
Adult social care - Review personal budget options	62
Adult Social Care - Review and implementation of Finance tool	58
Adult Social Care - Income generation through Joint training	20
Adult Social Care - Joint accommodation commissioning with partners	125
Adult Social Care - Review of double handed care	210
Adult Social Care - Review of jointly funded packages	10
Prevention and Intervention - Improving public health to reduce social care costs	500
Adult Social Care - Develop supported living offer	23
Adult Social Care - Review care provider contract arrangements	119
Adult Social Care - Block contract review	95
Adult Social Care - Technology to support care delivery	1,000
Total	2,520

Place Savings

Proposal	2022/23 £000
Review of library provision	192
Raise additional income from new development	27
Efficiencies within administrative buildings	2,000
Raise income from investment in assets	2,000
Reshape Planning Services to become closer to cost neutral by 2025/26	200
Building Control - Additional income generation	100
Building Control - Use of reserve	100
Enhanced income through commercial activity in Natural & Historic Environment teams	40
Enhanced income through the use of Planning Performance Agreements and increased fees	50
Review of parking charges	350
Savings from efficiencies in drainage maintenance	50
Review of Leisure Centres, including income generation	50
Insurance - Recovery of Costs	20
Traded Services - Registrars and Mardol House and Tannery accommodation to move to becoming traded services	50
Libraries - Implementation of changes under the Library Transformation Project	50
One off Commercial Income from arrangement in place for 2022/23	1,415
Total	6,694

Resources Savings

Proposal	2022/23 £000
Sale of advertising space on Council tax bills	10
Improved internal data matching within Revenues and Benefits	20
Review Revenues and Benefits court costs	10
Increase purchasing rebates from Matrix system	70
Increased income generation within Audit Services	12
Income generation through developing commercial opportunities from Leap into Learning	5
Review of Shropshire HR service level agreements with external clients	30
Increase Human Resources and Development income generated from commercial activities	50
Delete any vacant posts within Human Resources and Development	54
Reprocure calls and lines contract	22
Complete Sharepoint migration	10
Remove Linux loadbalancers, as no longer required	4
Decommission Libraries Meraki network	3
Reduce BluPrint printing devices	4
Supplies and services savings within Legal Services	2
Supplies and services savings within Democratic Services	11
Committee Services - Additional income generation	21
Supplies and services savings within Elections team	7
Insurance - Review of Claims Handling	50
Reduce external expenditure on legal services	15
Cashless Shropshire	50
Total	459

Council Wide Savings

Proposal	2022/23 £000
Reduce postage costs	118
Non Essential Spend Review	100
Reduction to the use of external venues for meetings and events	5
Increase to fees and charges income	335
Savings on officer travel budgets	364
Review of contract costs	61
Total	982

Appendix 2

Recharges



Support Service

Recharge Base

Strategic Management Board

Chief Executive

Administrative Support

Direct cost recharged wholly to Corporate & Democratic Core/HRA based on turnover, project budgets charged out over directorates as a percentage split

Recharged to Service Areas

Resources

Workforce & Transformation

Customer Service Centre

Based on contact activities such as Email, Face to Face or Telephone from records from CSC system

Web Team

Based on active directory users

IT:

Based on number of IT Licences and time estimates

Application Management

Based on estimate of time spent on each application and contract values

IT Help desk and IT Services

Based on active directory users

IT (Data Centre, File Storage, Virtualisation)

Service specific calculation

Mail Room

Recharged to Corporate Landlord shared buildings

Health & Safety

Based on headcount

Human Resources

Based on headcount

Occupational Health

Based on headcount

Communications & Engagement

Based on estimate of time spent on each service

Information, Intelligence & Insight

Based on estimate of time spent on each service

Legal & Democratic Services

Legal Services

Based on estimate of time spent on each service

Committee Services

Based on estimate of time spent on each service with an element recharged to Corporate & Democratic Core/HRA

Support Service	Recharge Base
Member	Recharged wholly to Corporate & Democratic Core/HRA based on a time estimate
Allowances/Services	
FOI/Information	Recharged wholly to Corporate & Democratic Core/HRA
Governance	
<i>Finance, Governance & Assurance</i>	
Audit	Based on audit plan
Finance Business Partners	Recharged to services based on estimated time supporting specific services including the capital programme
Technical Accounting	Based on estimated time spent on each technical accounting activity. Recharged to services based on number of cost centres. Proportion of time relating to closing the accounts, treasury management and costs in relation to estimating and allocating corporate level resources (i.e. grant settlements) is charged direct to Corporate & Democratic Core
Management Accounting:	
Purchase Ledger	Recharged based on number of PL invoices processed, number of authorising officers within PL, users of PL, number of imprest accounts
Income	Recharged to services based on volume and type of income transactions.
Sales Ledger	Recharged based on number of sales ledger invoices raised.
General Ledger	Recharged to services based on number of cost centres within finance system. Purchasing cards administration recharged to services holding purchasing cards.
Core Activity	Proportion of time relating to closing the accounts, treasury management and costs in relation to estimating and allocating corporate level resources is charged direct to Corporate & Democratic Core.
Treasury	Recharged to Corporate & Democratic Core/HRA and service areas based on number of purchasing cards, imprest accounts and leasing arrangements
Head of Finance	Recharged based on estimate of time spent on each service area. Proportion of time relating to closing the accounts, treasury management and costs in relation to estimating and

Support Service

Procurement
Head of Finance,
Governance and Assurance

Recharge Base

allocating corporate level resources (i.e. grant settlements) is charged direct to Corporate & Democratic Core

Based on estimate of time spent on each service

Recharged based on estimate of time spent on each service area. Proportion of time relating to closing the accounts, treasury management and costs in relation to estimating and allocating corporate level resources (i.e. grant settlements) is charged direct to Corporate & Democratic Core

Corporate

External Audit Fees

Recharged wholly to Corporate & Democratic Core/HRA based on audited working papers

Place

Commercial Services

Head of Property &
Development

Based on estimate of time spent between Estates Team, Assets Team

Office Accommodation

Cost of office accommodation recharged based on floor occupancy

Assets

Based on estimated time spent over Corporate Landlord buildings, buildings with energy charges, admin buildings, school buildings and asset value of all buildings in the Fixed Asset Register

Premises Services

Based on Repairs and Maintenance expenditure

Facilities Management

Based on estimate of time spent on each Facilities Management Team managed building

Estates Team

Based on estimate of time for specific works across all Council buildings

Homes & Communities

Records Management

Based on number of boxes held in archive

Appendix 3

Government Grants



**2021/22
Revised
Budget
£**

Government Grants

**2022/23
Budget
£**

Corporate

1,522,650	Quality in Community Services – Private Finance Initiative	1,522,650
5,942,770	New Homes Bonus	4,651,470
210,290	Local Tax Income Guarantee	0
8,317,700	Business Rate Retention Scheme – Section 31 Grants	16,646,790
6,940,760	Rural Services Delivery Grant	6,940,760
9,547,340	Improved Better Care Fund	11,863,400
9,111,920	Additional Social Care Funding	12,619,530
0	Market Sustainability and Fair Cost Fund	940,830
0	Core Spending Power Services Grants	3,521,310
0	Lower Tier Services Grant	397,340

41,593,430 Total Corporate Government Grants

59,104,080

Health & Wellbeing

54,000	Local Services Support Grant	54,000
12,426,070	Public Health Grant	12,426,070
162,000	Local Reform and Community Voices	162,000

12,642,070 Total Health & Wellbeing Government Grants

12,642,070

2021/22 Revised Budget £	Government Grants	2022/23 Budget £
People		
100,592,610	Dedicated Schools Grant	105,555,130
3,595,510	Pupil Premium Grant	3,667,510
14,650	KS2 Moderation	14,650
806,600	Tackling Troubled Families	806,600
19,830	Youth Justice Board – Children On Remand	19,830
338,390	Unaccompanied Asylum Seeking Children	338,390
309,680	School Improvement Monitoring and Brokering Grant	154,840
342,000	Adoption Support Fund	342,000
61,330	Staying Put Grant	61,330
47,010	Assessed and Supported Year in Employment	47,010
46,220	Extending Personal Adviser support to age 25: new burdens assessment	46,220
317,700	Local Services Support Grant	317,700
678,400	Homeless Prevention Grant	678,400
189,460	Rough Sleepers Initiative	166,480
117,210	War Pension Disregard Grant	117,210
1,511,940	Independent Living Fund	1,511,940
1,967,260	Improved Better Care Fund	1,967,260
47,940	Care and Support Prisons	47,940
27,030	Refugee Resettlement	27,030
28,550	Local Reform and Community Voices	37,730
111,059,320	Total People Government Grants	115,925,200
Place		
3,185,610	Waste – Private Finance Initiative	3,185,610
50,000	Bikeability	80,000
43,220	RPA Higher Level Stewardship	43,220
512,450	Bus Services Operators Grant	512,450
0	AONG Core Grant	198,950
0	Historic England - Oswestry High Street Heritage Action Zone	11,570
0	DEFRA - Trees Outside Woods (TOW)	43,800
0	Historic England - Offa 's Dyke Project	43,800
0	DEFRA - Farming in Protected Landscapes	907,980
3,791,280	Total Place Government Grants	5,027,380

2021/22
Revised
Budget
£

Government Grants

2022/23
Budget
£

Resources

639,180	Housing Benefit Administration Subsidy	575,830
256,590	Localised Council Tax Support Administration Subsidy	266,420
49,000,000	Mandatory Rent Allowances: Subsidy	49,000,000
9,943,970	Rent Rebates: Subsidy	8,046,780
65,100	DWP Verify Earnings and Pensions	65,100
39,300	Universal Credit	39,300
66,090	Welfare Reform New Burdens	66,090
350,000	DWP Discretionary Housing Payment Grant	0
2,200	Single Fraud Investigation Service	2,200

60,362,430 Total Resources Government Grants

58,061,720

229,448,530 Total Shropshire Council Government Grants

250,760,450

Appendix 4

Report Schedule



Date	Committee	Financial Strategy Reports	Other Relevant Reports
29 July 2021	Financial Strategy Task and Finish Group	2020/21 Outturn and 2022/23 Medium Term Financial Strategy	
22 September 2021	Financial Strategy Task and Finish Group	2022/23 MTFS Process	
20 December 2021	Financial Strategy Task and Finish Group	2022/23 Budget Scrutiny	
6 January 2022	Cabinet	Mid-Year Capital and the Financial Strategy 2022/23 – 2025/26	Setting the Council Tax Taxbase for 2022/23
13 January 2022	Council		Setting the Council Tax Taxbase for 2022/23
18 January 2022	Performance Management Scrutiny Committee	Report of the Financial Strategy Task and Finish Group	
27 January 2022	Performance Management Scrutiny Committee	Mid-Year Capital and the Financial Strategy 2022/23 – 2025/26	
16 February 2022	Cabinet	Capital & Financial Strategy 2022/23 to 2026/27	Estimated Collection Fund Outturn 2021/22 Fees and Charges 2022/23
24 February 2022	Council	Capital & Financial Strategy 2022/23 to 2026/27	Fees and Charges 2022/23

Appendix 5

Glossary





Budget

The financial plan reflecting the Council's policies and priorities over a period of time i.e. what the Council is going to spend to provide services.

Business Rates

Taxation that is levied on business properties and collected by Shropshire Council. A change in regulations surrounding Business Rates has resulted in a proportion being retained and shared locally amongst authorities (including Fire Authority), rather than going to the Government for redistribution on a national basis.

Capital Expenditure/Capital Programme

Expenditure on items that have a life of more than one year, such as buildings, land, major equipment, or which adds to rather than maintains the value of existing assets.

Capital Financing

Capital expenditure is financed by Government grants, external contributions (e.g. developers' contributions to specific schemes), contribution from the revenue account, proceeds from the sale of assets, and borrowing. The revenue budget bears the cost of direct revenue contributions, together with interest and the provision for repayments of the loans.

Capital Receipts

The proceeds from the sale of fixed assets such as land and buildings. These sums can be used to finance new capital expenditure.

Collection Fund Surplus

A surplus of council tax and business rate income collected over the level assumed for budget purposes. Any such surplus or deficit is shared between the billing authority and its major precepting authorities.

Council Tax Requirement

This is an amount calculated, in advance of each year, by every local authority. It is the amount of revenue to be collected from council tax, and is equivalent to an authority's Band D council tax multiplied by its council tax base.

Earmarked Reserves

The Council maintains certain specific revenue reserves to meet future expenditure. These are held within earmarked reserves.



Employees

This includes all staffing budgets as well as indirect employees costs such as training, recruitment, agency staff and any budgeted redundancy costs.

General Fund Balances

This balance is held by the Council for general purposes, i.e. against which there are no specific commitments. The balance is treated as a contingency to protect the Council's financial standing should there be any financial issues in the year.

Government Grants

Contributions by central Government towards either the revenue or capital cost of local authority services.

Housing Revenue Account

The statutory account to which the revenue costs of providing, maintaining and managing Council dwellings are charged. These costs are financed by tenants' rents and government housing subsidy.

Internal Recharges

This includes the costs of support services such as IT, HR, Finance, Legal and Property Services. These services provide support functions to the frontline services in their service delivery.

Net Budget Requirement

The total expenditure (after deduction of income) that the Council finances from the aggregation of Revenue Support Grant, Business Rates and Council Tax.

Non Controllable Expenditure

This includes notional accounting transactions required to show the total cost of a service and includes capital charges such as depreciation, insurance contributions and future pension costs.

Other Controllable Expenditure

This includes all premises, transport related and supplies and services budgets that the Council holds.



Revenue Expenditure

Expenditure on the day to day running costs of the Council, such as salaries, wages, utility costs, repairs and maintenance.

Service Income

This includes all other income received within the revenue budget and will include other grants and contributions, fees and charges, other sales and internal recharge income.

Staff Budgets

This includes only staff salaries, NI contributions and Pension costs for Council employees.

Tax Base

To set the Council Tax for each property a Council has to first of all calculate the council tax base. This is a figure that is expressed as the total of band D equivalent properties.

Third Party Payments

This is a payment to an external provider or an internal service delivery unit defined as a trading operation. This generally contains any major contracts that the Council enters into.

Transfer Payments

This includes the costs of payments to individuals for which no goods or services are received in return. Examples of transfer payments include rent rebates and rent allowances for Housing Benefits.

Housing Revenue Account



2021/22 Budget £	Shropshire Council Housing Revenue Account	2022/23 Budget £
	Income	
(17,540,800)	Dwellings Rent	(18,101,280)
(103,680)	Garage Rent	(104,900)
(17,000)	Other Rent	(17,000)
(641,670)	Charges for Services	(686,820)
(18,303,150)	Total Income	(18,910,000)
	Expenditure	
8,600,010	ALMO Management Fee	9,021,410
610,420	Supplies & Services	640,370
3,910,780	Capital Charges – Dwelling Depreciation	4,047,050
211,620	Capital Charges – Depreciation Other	196,250
2,989,760	Interest Paid	2,988,250
530,000	Repairs charged to revenue	600,000
200,000	New Development Feasibility	200,000
1,278,000	Revenue Financing Capital Expenditure	1,693,450
50,000	Increase in Bad Debt Provision	50,000
237,900	Corporate & Democratic Core/Support Services	335,910
18,618,490	Total Expenditure	19,772,690
315,340	Net Cost of Services	862,690
(30,000)	Interest Received	(60,000)
285,340	Net Operating Expenditure	802,690
285,340	Net Cost of Service/(Surplus) for Year	802,690
	HRA Reserve	
11,341,020	B/fwd 1 April	11,055,680
(285,340)	Surplus/(Deficit) for year	(802,690)
11,055,680	Carried Forward 31 March	10,252,990

Capital Programme





Capital Programme Summary

The Capital Programme for the period 2022/23 to 2024/25 is based on current confirmed funding and delivery schedule for schemes. The programme is based on projects that have proceeded to approval stage, either via delegated powers or full Cabinet and Council recommendation approvals.

The Financial Year 2022/23 marks an important point in time for Shropshire Council. A wholesale review of our future aspirations and priorities is being reflected within The Shropshire Plan our new corporate strategy document. The Shropshire Plan will form the umbrella for all the Council's plans and strategies and will help direct decisions on how we use our available resources to achieve the best outcomes for Shropshire. A key element of this is the Capital Strategy, a document that considers the Council's long-term aspirations for investment in assets and infrastructure, but ultimately focussing on the next five years.

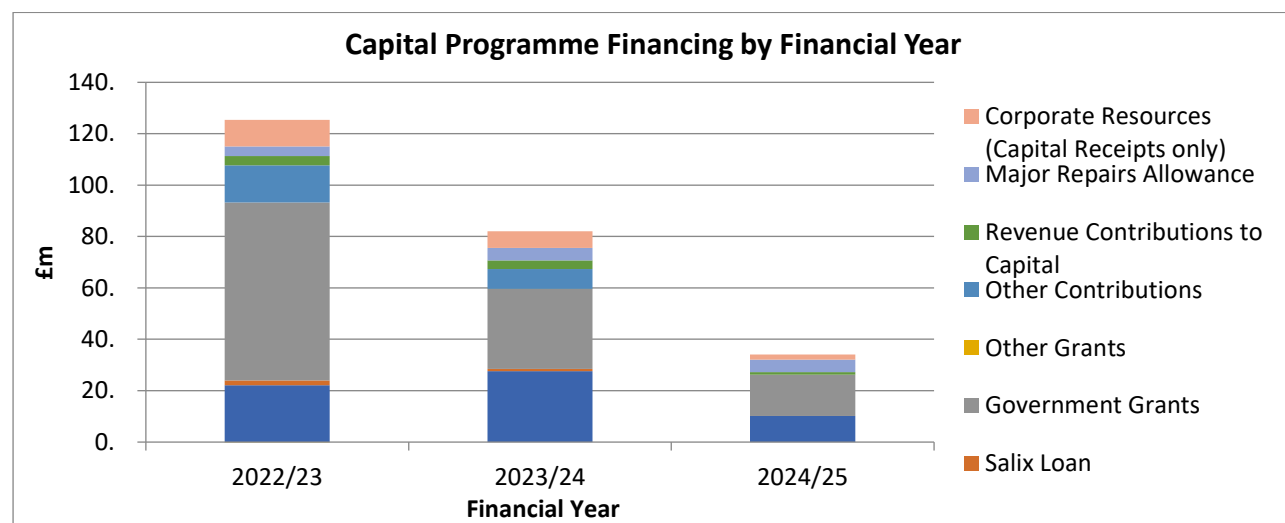
The Capital Strategy 2022/23 to 2026/27 details a schedule of capital schemes identified as priorities for the Council over the next five years. These schemes will progress through the approved capital scheme governance process as normal, with robust business cases being developed for each project. These projects and business cases will be presented and approved by Cabinet and / or Council prior to their inclusion in the Council's capital programme. Consequently, as these projects have yet to complete the full due diligence process, they are not currently included in the Capital Programme.

Capital Budgets 2022/23 to 2024/25

Service Area	2022/23 Budget £	2023/24 Budget £	2024/25 Budget £
General Fund			
Health & Wellbeing Capital	0	0	0
People Capital	17,795,052	14,450,000	2,000,000
Place Capital - Commercial Services	14,714,402	16,761,848	0
Place Capital - Economy & Place	9,104,905	3,285,177	0
Place Capital Homes & Communities	30,000	0	0
Place Capital - Infrastructure	66,807,842	26,337,594	13,082,000
Resources Capital	350,766	1,000,000	0
Total General Fund	108,802,967	61,834,619	15,082,000
Housing Revenue Account	16,510,712	20,174,507	18,994,630
Total Approved Budget	125,313,679	82,009,126	34,076,630

Capital Financing 2022/23 to 2024/25

Service Area	2022/23 Budget £	2023/24 Budget £	2024/25 Budget £
Self Financed Prudential Borrowing	22,175,764	30,185,007	10,166,330
Salix Loan	1,790,494	910,494	0
Government Grants	69,519,343	31,031,997	16,082,000
Other Grants	305,235	57,000	0
Other Contributions	14,467,778	7,732,067	0
Revenue Contributions to Capital	3,260,514	821,134	1,000,000
Major Repairs Allowance	3,780,100	4,828,300	4,828,300
Corporate Resources (Capital Receipts only)	10,014,451	6,443,127	2,000,000
Total Confirmed Funding	125,313,679	82,009,126	34,076,630



Capital Programme Detail by Scheme


Scheme Description	2022/2023 Budget £	2023/2024 Budget £	2024/2025 Budget £
Housing Revenue Account Capital			
<u>HRA Dwellings Capital</u>			
Housing New Build Programme - Off Penybryn Avenue, Whittington	2,227,174	360,607	0
Housing New Build Programme - Russell Close, Stanmore	238,000	32,000	0
Housing New Build Programme - Weston Rhyn	5,131,211	500,000	0
Housing New Build Programme (500 new homes plan)	0	13,388,465	14,000,000
HRA Developer Purchases - Ellesmere Wharf, Ellesmere	920,841	0	0
HRA Developer Purchases - Frith Close, Crowmoor, Shrewsbury	650,000	0	0
HRA Developer Purchases -Cygnet Close, Whittington	441,700	0	0
HRA Housing New Build Programme Phase 6 - Shrewsbury Training Centre, Racecourse Lane	500,000	896,970	166,330
HRA Housing New Build Programme Phase 6- Richmond House	1,413,486	168,165	0
STaR Disabled Aids & Adaptations	250,000	250,000	250,000
STaR Electrical Remedial Works	250,000	250,000	250,000
STaR External Doors	158,000	158,000	158,000
STaR Fire Safety Works	100,000	100,000	100,000
STaR Kitchens & Bathrooms	1,180,600	1,180,600	1,180,600
STaR Major Works	200,000	200,000	200,000
STaR Rewires	550,000	550,000	550,000
STaR Roofing	40,000	40,000	40,000
STaR Asbestos Removal	150,000	150,000	150,000
STaR Garage Sites Refurbishments	200,000	200,000	200,000
STaR Heating Works - Reactive	834,000	834,000	834,000
STaR Off Grid Properties Investment	300,000	300,000	300,000
STaR PSH Adaptations Grant	160,000	0	0
STaR Roof Replacement Works	403,200	403,200	403,200
STaR Sewage Treatment Works	100,000	100,000	100,000
STaR Window Replacement Works	112,500	112,500	112,500
Total HRA Dwellings Capital	16,510,712	20,174,507	18,994,630
	16,510,712	20,174,507	18,994,630

Scheme Description	2022/2023 Budget £	2023/2024 Budget £	2024/2025 Budget £
People Capital			
<u>Adult Social Care Operations Capital</u>			
ASC - Unallocated Grant	200,000	150,000	0
Assistive Technology Equipment - Housing Projects	100,000	0	0
Greenacres Farm - Supported Living Development	2,012,500	1,000,000	0
Total Adult Social Care Operations Capital	3,332,500	1,150,000	0
<u>Children's Residential Care Capital</u>			
Children's Residential Care - 3 Bed Unit TBC	300,000	0	0
Total Children's Residential Care Capital	300,000	0	0
<u>Housing Services Capital</u>			
Disabled Facilities Grant Fast Track - Capital	750,000	0	0
Disabled Facilities Grants - Capital	2,030,000	3,000,000	0
HOLD Project - Capital	500,000	1,000,000	0
Total Housing Services Capital	3,280,000	4,000,000	0
<u>Non Maintained Schools Capital</u>			
Bowbrook Primary - Place Planning New Build	3,000,000	2,500,000	0
Marches Academy Trust - Grange/Sundorne Amalgamation	0	2,000,000	0
SEND Cleobury Mortimer Primary School	5,855	0	0
SEND Lacon Childe School	50,000	0	0
Total Non Maintained Schools Capital	3,055,855	4,500,000	0

Scheme Description	2022/2023 Budget £	2023/2024 Budget £	2024/2025 Budget £
People Capital			
<u>Adult Social Care Operations Capital</u>			
ASC - Unallocated Grant	200,000	150,000	0
Assistive Technology Equipment - Housing Projects	100,000	0	0
Greenacres Farm - Supported Living Development	2,012,500	1,000,000	0
<u>Primary School Capital</u>			
Brown Clee Primary - Extention	250,000	0	0
Criftins Primary - PPA Space	100,000	0	0
Farlow Primary - GP Room	120,000	0	0
Haughmond Primary School - Place Planning Amalgamation	3,500,000	0	0
St Laurence Ludlow - Phase 1 Suitability	200,000	0	0
Whitchurch Infants - 2 x Classroom Reconfiguration	207,048	0	0
Whitchurch Junior - 2 Class Extension & Refurbishment	590,000	0	0
Total Primary School Capital	4,967,048	0	0
<u>Secondary School Capital</u>			
Meole Brace Secondary - Place Planning	250,000	0	0
Total Secondary School Capital	250,000	0	0
<u>Unallocated School Capital</u>			
Basic Need Unallocated	137,515	2,000,000	0
Condition Unallocated	1,450,000	500,000	0
Devolved Formula Capital - re-profiling	300,000	0	0
Early Years Unallocated	161,969	0	0
Healthy Pupils Capital Fund (HPCF) Unallocated	10,165	0	0
Schools Future Place Planning Programme - Unallocated	0	2,300,000	2,000,000
SEN High Needs Capital Funding - Unallocated	450,000	0	0
Special Provision Funds Allocation	100,000	0	0
Total Unallocated School Capital	2,609,649	4,800,000	2,000,000
	17,795,052	14,450,000	2,000,000

Scheme Description	2022/2023 Budget £	2023/2024 Budget £	2024/2025 Budget £
Place Capital - Commercial Services			
<u>Corporate Landlord Capital</u>			
Commercial Investment Programme - Unallocated	3,432,721	5,000,000	0
DVSA Site Ennerdale Road Shrewsbury - Acquisiiton	1,200,000	0	0
Ludlow Assembly Rooms - Refurbishment Works	138,323	0	0
Maesbury Solar Farm	1,000,000	0	0
Market Drayton Library Boiler Replacement	163,500	0	0
Meole Brace Pitch & Putt Development	3,000,000	2,000,000	0
NCP Car Park, Wyle Cop, Shrewsbury - Acquisition	0	3,983,620	0
The Tannery Development - Block A	2,357,858	4,000,000	0
Whitchurch Medical Practice	3,422,000	1,778,228	0
Total Corporate Landlord Capital	14,714,402	16,761,848	0
	14,714,402	16,761,848	0

Scheme Description	2022/2023 Budget £	2023/2024 Budget £	2024/2025 Budget £
Place Capital - Economy & Place			
<u>Broadband Capital</u>			
Broadband Phase 5 - BDUK Gigabit Voucher Top Up Scheme	900,000	1,000,000	0
Broadband Project - Phase 3 - Airband	2,000,000	0	0
Broadband Project - Phase 6 - TBC	2,079,945	1,000,000	0
Total Broadband Capital	4,979,945	2,000,000	0
<u>Development Management Capital</u>			
Oswestry HAZ Flagship Scheme	250,000	0	0
Oswestry HAZ Public Realm Works	150,000	0	0
Oswestry HAZ Repurposing Programme	240,000	135,634	0
Oswestry HAZ Shop Front Grant Scheme	118,248	80,000	0
Total Development Management Capital	758,248	215,634	0
<u>Economic Growth Capital</u>			
Bishops Castle Business Park	1,570,104	1,069,543	0
Oswestry Mile End Roundabout Improvement Works - Design & Planning Stage	1,370,649	0	0
Total Economic Growth Capital	2,940,753	1,069,543	0
<u>Planning Policy Capital</u>			
Affordable Housing - Rolling Fund	200,346	0	0
Community Housing Grant - Community Led Scheme	92,613	0	0
Community Led Affordable Housing Grant Scheme	133,000	0	0
Total Planning Policy Capital	425,959	0	0
	9,104,905	3,285,177	0



Scheme Description	2022/2023 Budget £	2023/2024 Budget £	2024/2025 Budget £
Place Capital - Homes & Communities			
<u>Leisure Capital</u>			
Shropshire Playing Pitch Action Plan - Sport Pitch improvements as per Haughmond Project	30,000	0	0
Total Leisure Capital	30,000	0	0
	30,000	0	0

Scheme Description	2022/2023 Budget £	2023/2024 Budget £	2024/2025 Budget £
Place Capital - Infrastructure			
<u>Highways Capital</u>			
A529 Road Safety Works - WSP	2,000,000	0	0
Bomere Heath - Forton Heath Speed Reduction	20,500	0	0
Bridgeguard - Bage Way Railway Bridge	90,000	0	0
Bridgeguard - Coed yr Hendre B6715	75,000	0	0
Bridgeguard - Coleham Head	60,000	0	0
Bridgeguard - Grindley Brook Canal Bridge	25,000	0	0
Bridgeguard - Lawn No 2 Bridge B6733	27,000	0	0
Bridgeguard - Unallocated	1,000,000	1,000,000	1,000,000
Bridgeguard - Whitcott Evan B6412	7,406	0	0
Bridgnorth - A458 Signals/Crossing	37,000	0	0
Bridgnorth - Underhill Street Signal Enhancement	30,000	0	0
Broseley - Housing Development Roundabout Re-modelling	97,000	0	0
Broseley - LTP Bridge Road Weight Limit and Footpath	37,000	0	0
Centrally Managed Ringway Secondary Surfacing Programme	1,800,000	1,800,000	2,000,000
Chuch Stretton - A49 and B5477 Highway Improvements	82,000	0	0
Church Stretton - Acton Burnell Pavement Extension	5,000	0	0
Cleobury Mortimer - A4117 Vaughan Road New Footpath	57,500	0	0
Cleobury Mortimer - B4363/B4194 Speed Restrictions	57,000	0	0
Cleobury Mortimer - Six Ashes Highway Improvements	57,000	0	0
Countywide Autumn Statement Pothole Fund	1,900,000	1,900,000	1,900,000
Countywide Drainage Unallocated	600,000	500,000	600,000
Countywide Footway Slurry Sealing Programme	380,000	360,000	400,000
Countywide Patching Schemes Tender Package	375,819	210,377	294,000
Countywide Permanent Repair Programme	1,900,000	1,900,000	2,000,000
Countywide Roadmaster Programme	300,000	300,000	400,000
Craven Arms - Diddlesbury School Parking Access	8,713	0	0
CS - Unallocated	100,000	80,000	100,000
Defra - Property Level Flood Recovery Scheme	600,000	0	0
Depot Fixed Costs - Principal	875,000	925,000	975,000
Depot Fixed Costs - Secondary	875,000	925,000	975,000

Scheme Description	2022/2023 Budget £	2023/2024 Budget £	2024/2025 Budget £
Place Capital - Infrastructure			
Highways Capital			
A529 Road Safety Works - WSP	2,000,000	0	0
Bomere Heath - Forton Heath Speed Reduction	20,500	0	0
Ellesmere - Welshampton Pedestrian Crossing	36,500	0	0
Ellesmere - Willowbrook Highway Improvements	12,000	0	0
Flood Defence & Water Management Unallocated	50,000	0	0
Highley - B4555 Highway Improvements	17,000	0	0
Highways Maintenance Challenge Fund - Flood Risk - Unallocated	1,443,000	1,000,000	0
ITP Central - B4380 Roman Road/Longden Road, Shrewsbury	100,000	0	0
ITP Central - Mytton Oak Road, Shrewsbury	60,000	0	0
ITP Countywide - Unallocated	1,638,000	1,638,000	1,638,000
ITP North - B5065/C1284 Trefnant	20,000	0	0
ITP North - Station Road, Whitchurch School Crossing	17,000	0	0
ITP South - Shifnal Bradford Street Enhancement	2,144,551	0	0
LEP Oxon Relief Road Project	2,612,222	5,653,055	0
Ludlow - B4361 Corve Street - Puffin Crossing	69,000	0	0
Ludlow - Rocks Green Traffic Calming & Pedestrian Crossing Upgrade	52,000	0	0
Market Drayton - A51 London Road Pelican Crossing	29,000	0	0
Market Drayton - Frogmore Road Pelican Crossing	37,000	0	0
Market Drayton - Hinstock Puffin Crossing	27,000	0	0
Market Drayton - Woodeaves A529 Safe Pedestrian Route	34,000	0	0
Minsterley & Pontesbury - A488 Junction Improvements	50,000	0	0
Monkmoor Road/Clive Road Pedestrian Crossing	30,000	0	0
Monkmoor Road/Whithall Road Pedestrian Crossing	30,000	0	0
North West Relief Road, Shrewsbury	38,961,625	5,000,000	0
NWS - Unallocated	100,000	80,000	100,000
Oswestry - Knockin Pedestrian Improvements	29,000	0	0
Oswestry - Ruyton X1 Towns HGV Management	175,000	0	0
Oswestry - St Martins Roundabout Improvements	40,000	0	0

Scheme Description	2022/2023 Budget £	2023/2024 Budget £	2024/2025 Budget £
Place Capital - Infrastructure			
Highways Capital			
A529 Road Safety Works - WSP	2,000,000	0	0
Bomere Heath - Forton Heath Speed Reduction	20,500	0	0
Ellesmere - Welshampton Pedestrian Crossing	36,500	0	0
Ellesmere - Willowbrook Highway Improvements	12,000	0	0
Flood Defence & Water Management Unallocated	50,000	0	0
Highley - B4555 Highway Improvements	17,000	0	0
Programme of structural replacement of lighting columns	600,000	600,000	600,000
S106 13/01524/FUL - Pedestrian Crossing, Ellesmere Road, Shrewsbury	40,000	0	0
S106 16/04228/OUT - Pedestrian Crossing - Copthorne Road, Shrewsbury	70,000	0	0
SES - Unallocated	100,000	80,000	100,000
Shelton Road/The Mount Signals Upgrade	45,000	0	0
Shrewsbury - Abbey Foregate contraflow Cycle System	62,000	0	0
Shrewsbury - Battlefield Rd/Arlington Way Signals Upgrade	110,468	0	0
Shrewsbury - Bell Lane/Dark Lane Bridge ramp & cycle lanes	7,000	0	0
Shrewsbury - Belle Vue Road Pelican Crossing	37,000	0	0
Shrewsbury - Castle Bridge Link Cycle Route and Usage	36,000	0	0
Shrewsbury - Castle Bridge to Newpark Road upgrade for Cycle Route	17,000	0	0
Shrewsbury - Cross Houses to Atcham Quite Lane	147,000	0	0
Shrewsbury - Longden Road widening towards Meole School	17,000	0	0
Shrewsbury - Pritchard Way upgrade for pedestrian route	27,000	0	0
Shrewsbury - Radbrook Road Cycle Lane & Traffic Calming	32,000	0	0
Shrewsbury - Weeping Cross Pedestrian and Cycle Upgrade	6,000	0	0
Shropshire Property Flood Resilience (PFR) 2021	100,000	0	0
Street Lighting LED Conversions	3,447,838	2,386,162	0
TMSGF - Traffic Signals Remote Monitoring	10,000	0	0
TMSGF - Crossings - Bridge Street, Bridgnorth	25,000	0	0
TMSGF - Crossings - Hereford Road, Shrewsbury	45,000	0	0
TMSGF - Crossings - TBC	25,000	0	0
TMSGF - Junctions - Catherton Junction, Cleobury Mortimer	45,000	0	0
TMSGF - Junctions - Woodcote Way, Shrewsbury	50,000	0	0
Wem - A49 Highway Safety Improvements	40,000	0	0
Wem - A53 Highway Safety Improvements	22,000	0	0
Wem - B5476 Highway Safety Improvements	26,700	0	0
Total Highways Capital	66,482,842	26,337,594	13,082,000

Scheme Description	2022/2023 Budget £	2023/2024 Budget £	2024/2025 Budget £
--------------------	--------------------------	--------------------------	--------------------------

Waste Capital

In Vessel Composting Facility	325,000	0	0
Total Waste Capital	325,000	0	0

	66,807,842	26,337,594	13,082,000
--	-------------------	-------------------	-------------------

Resources Capital

ICT Digital Transformation - Unallocated Capital

ICT Digital Transformation - Unallocated	350,766	1,000,000	0
Total ICT Digital Transformation - Unallocated Capital	350,766	1,000,000	0

	350,766	1,000,000	0
--	----------------	------------------	----------

Capital Funding of Programme

Account	2022/2023 Budget £	2023/2024 Budget £	2024/2025 Budget £
Borrowing	(23,966,258)	(31,095,501)	(10,166,330)
Self Financed Prudential Borrowing	(22,175,764)	(30,185,007)	(10,166,330)
SALIX Loan	(1,790,494)	(910,494)	0
Government Grants	(69,413,255)	(31,031,997)	(16,082,000)
DfT Highways Maintenance Grant	(12,300,090)	(9,155,000)	(9,155,000)
DfT Integrated Transport Grant	(1,940,000)	(1,638,000)	(1,638,000)
DfT Incentive Fund	0	(2,289,000)	(2,289,000)
DEFRA Grant	(600,000)	0	0
DfT National Productivity Investment Fund	(1,500,000)	0	0
DoH Better Care Fund	(4,130,758)	(3,000,000)	0
DoH HOLD Grant	(500,000)	(1,000,000)	0
DoE Devolved Formula Capital Grant	(300,000)	0	0
DoE Basic Need Grant	(67,515)	(4,178,906)	0
DoE School Condition Grant	(1,670,000)	(500,000)	0
DoE Special Provisions Fund	(605,855)	0	0
EFA Early Years Capital Fund	(122,683)	0	0
Environment Agency	250,000	0	0
Home & Communities Agency	(3,476,000)	(3,000,000)	(3,000,000)
MHCLG Community Housing Grant	(92,613)	0	0
DfT Capital Block Funding Specific Grant	(1,643,000)	(1,000,000)	0
DoE Healthy Pupils Grants	(3,030)	0	0
MHCLG Oswestry HIF	(1,312,187)	0	0
ERDF	(437,899)	(271,091)	0
DfT Large Local Majors	(38,961,625)	(5,000,000)	0

Account	2022/2023 Budget £	2023/2024 Budget £	2024/2025 Budget £
Other Grants	(138,000)	(57,000)	0
Historic England	(138,000)	(57,000)	0
Other Contributions	(14,467,778)	(7,732,067)	0
Public Sector Contributions	(1,428,248)	(59,000)	0
Private Sector Contributions	(2,272,386)	(100,000)	0
Section 106	(4,487,693)	(7,573,067)	0
Community Infrastructure Levy (CIL)	(6,279,451)	0	0
Revenue Contributions to Capital	(3,427,749)	(821,134)	(1,000,000)
General Fund	(888,500)	(99,634)	0
Schools	(27,617)	0	0
HRA	(2,511,632)	(721,500)	(1,000,000)
Major Repairs Allowance	(3,780,100)	(4,828,300)	(4,828,300)
Corporate Resources - Capital Receipts	(10,120,539)	(6,443,127)	(2,000,000)
Total Financing	(125,313,679)	(82,009,126)	(34,076,630)

Contact us on: 0345 678 9000

Email: enquiries@shropshire.gov.uk

Web: www.shropshire.gov.uk

Shropshire Council

Shirehall

Abbey Foregate

Shrewsbury

Shropshire

SY2 6ND

Draft Revenue and Capital Budget 2022/23

If you can read this but know someone who can't, please contact us on 0345 678 9000 so we can provide this information in a more suitable format.